



**Kupplungen
Clutches
Embrayages
Embragues
Frizioni**

09-10/2014

**Katalognachtrag
Supplement
Additif Catalogue
Suplemento de
catálogo
Informazione di
catalogo
supplementare**



New Applications And Changes

SCHAEFFLER
AUTOMOTIVE AFTERMARKET



RENAULT TRUCKS



RENAULT TRUCKS

Midlum

135.08/B 150.08/B; 135.09/B 150.09/B; 135.10/B 150.10/B MIDR 04.02.26 A/4; MIDR 04.02.26 B/4; (100-110kW)	01.00-	ZF; S5-42 Eaton; 8209	631 3094 00		
180.08/B; 180.10/B; 180.12/B 180.12/C; 180.12 dCi 4C; (128kW)	10.01-	→01.04; ZF; S5-42; G5; LHD Eaton; 4106; G6; LHD	636 3022 00		
280.12; 280.13; 280.14; 280.16; 280.18 DXi 7; (206kW)	05.06-	ZF; 6S-850 OD; G6	640 3072 00	140 0226 10 340 0074 10 500 1228 10	8 7
		ZF; 6S-1000; G6 ZF; 9S-1110	640 3059 00	140 0220 10 340 0074 10 500 1228 10	8 7

Premium 2

Distribution 270.19, 310.18, 310.26 DXi 7; (194-224kW)	10.06-	ZF; 6S-1000; G6	640 3072 00	140 0226 10 340 0074 10 500 1228 10	8 7
		ZF; 9S-1110	640 3059 00	140 0220 10 340 0074 10 500 1228 10	8 7
		ZF; 9S-1110 TO	643 3323 00	143 0353 10 343 0196 10 500 1234 10	8 7
Distribution 340.19, 340.26 DXi 7; (247kW)	10.06-	ZF; 9S-1110	643 3323 00	143 0353 10 343 0196 10 500 1234 10	8 7
Distribution 370.18 D; Distribution 370.26 DXi 11; (272kW)	10.05-	ZF; 16S-1620 TD ZF; 16S-1820 TO ZF; 16S-1920 TD ZF; 16S-2220 TO ZF; 16S-2220 TD	643 3317 00	143 0345 10 343 0202 10 500 1116 20	8 7
		ZF; AT2412 C ZF; AT02512 C	643 3324 33	143 0351 10 343 0184 10 510 0168 10	8 7
		ZF; AT2412 C ZF; AT2412 D ZF; AT02512 C ZF; AT02512 D excl. ☉	643 3324 09	143 0351 10 343 0184 10	8 7
		☉☉	640 3038 18		
Distribution 430.18, 430.19, 430.26 DXi 11; (316kW)	10.06-	ZF; 16S-1620 TD ZF; 16S-1820 TO ZF; 16S-1920 TD ZF; 16S-2220 TO ZF; 16S-2220 TD	643 3317 00	143 0345 10 343 0202 10 500 1116 20	8 7
		ZF; AT2412 C ZF; AT2412 D ZF; AT2612 D ZF; T02512 C ZF; AT02512 D ZF; AT02612 D	643 3318 33	143 0349 10 343 0139 10 510 0168 10	8 7
		ZF; AT2412 C ZF; AT2412 D ZF; AT02512 C ZF; AT02512 D ZF; AT02612 D excl. ☉	643 3318 09	143 0349 10 343 0139 10	8 7
		☉☉	640 3038 18		
Distribution 460.19 DXi 11; (339kW)	10.06-	ZF; 16S-1620 TD ZF; 16S-1820 TO ZF; 16S-1920 TD ZF; 16S-2220 TO ZF; 16S-2220 TD	643 3317 00	143 0345 10 343 0202 10 500 1116 20	8 7
		ZF; AT2412 C ZF; AT2412 D ZF; AT2612 D ZF; T02512 C ZF; AT02512 D ZF; AT02612 D	643 3324 33	143 0351 10 343 0184 10 510 0168 10	8 7





RENAULT TRUCKS

Premium 2
































Distribution 460.19 DXi 11; (339kW)	10.06-	<ul style="list-style-type: none"> ZF; AT2412 C ZF; AT2412 D ZF; AT02512 C ZF; AT02512 D ZF; AT02612 D excl. Ⓞ 	643 3324 09	<ul style="list-style-type: none"> 143 0351 10 343 0184 10 	8	7
Lander 270.18, 270.19, 310.19, 310.26 DXi 7; (194-224kW)	10.06-	<ul style="list-style-type: none"> ZF; 6S-1000; G6 	640 3038 18 640 3072 00	<ul style="list-style-type: none"> 140 0226 10 340 0074 10 500 1228 10 	8	7
		<ul style="list-style-type: none"> ZF; 9S-1110 	640 3059 00	<ul style="list-style-type: none"> 140 0220 10 340 0074 10 500 1228 10 	8	7
		<ul style="list-style-type: none"> ZF; 9S-1110 TO 	643 3323 00	<ul style="list-style-type: none"> 143 0353 10 343 0196 10 500 1234 10 	8	7
Lander 430.18, 430.26 DXi 11; (316kW)	10.06-	<ul style="list-style-type: none"> ZF; 16S-1620 TD ZF; 16S-1820 TO ZF; 16S-1920 TD ZF; 16S-2220 TO ZF; 16S-2220 TD 	643 3317 00	<ul style="list-style-type: none"> 143 0345 10 343 0202 10 500 1116 20 	8	7
		<ul style="list-style-type: none"> ZF; AT2412 C ZF; AT2412 D ZF; AT2612 D ZF; T02512 C ZF; AT02512 D ZF; AT02612 D excl. Ⓞ 	643 3318 33	<ul style="list-style-type: none"> 143 0349 10 343 0139 10 510 0168 10 	8	7
		<ul style="list-style-type: none"> ZF; AT2412 C ZF; AT2412 D ZF; AT02512 C ZF; AT02512 D ZF; AT02612 D excl. Ⓞ 	643 3318 09	<ul style="list-style-type: none"> 143 0349 10 343 0139 10 	8	7
		Ⓞ	640 3038 18			
Route 330.18 T DXi 11; (243kW)	10.05-	<ul style="list-style-type: none"> ZF; 16S-1620 TD ZF; 16S-1820 TD ZF; 16S-2220 TO ZF; 16S-2220 TD 	643 3317 00	<ul style="list-style-type: none"> 143 0345 10 343 0202 10 500 1116 20 	8	7
		<ul style="list-style-type: none"> AT2412 C AT2412 D 	643 3324 33	<ul style="list-style-type: none"> 143 0351 10 343 0184 10 510 0168 10 	8	7
		<ul style="list-style-type: none"> AT2412 C AT2412 D excl. Ⓞ 	643 3324 09	<ul style="list-style-type: none"> 143 0351 10 343 0184 10 	8	7
		Ⓞ	640 3038 18			
Route 380.18, 380.19, 380.26 DXi 11; (280kW)	10.06-	<ul style="list-style-type: none"> ZF; 16S-1620 TD ZF; 16S-1820 TD ZF; 16S-2220 TO ZF; 16S-2220 TD 	643 3317 00	<ul style="list-style-type: none"> 143 0345 10 343 0202 10 500 1116 20 	8	7
		<ul style="list-style-type: none"> AT2412 C AT2412 D 	643 3324 33	<ul style="list-style-type: none"> 143 0351 10 343 0184 10 510 0168 10 	8	7
		<ul style="list-style-type: none"> AT2412 C AT2412 D excl. Ⓞ 	643 3324 09	<ul style="list-style-type: none"> 143 0351 10 343 0184 10 	8	7
		Ⓞ	640 3038 18			
Route 410.18, 410.24, 410.25, 410.26; Route 410.18 D DXi 11; (302kW)	10.05-	<ul style="list-style-type: none"> ZF; 16S-1620 TO ZF; 16S-1820 TD ZF; 16S-1920 TD ZF; 16S-2220 TO ZF; 16S-2220 TD 	643 3317 00	<ul style="list-style-type: none"> 143 0345 10 343 0202 10 500 1116 20 	8	7
		<ul style="list-style-type: none"> AT2412 C AT02512 C 	643 3324 33	<ul style="list-style-type: none"> 143 0351 10 343 0184 10 510 0168 10 	8	7
		<ul style="list-style-type: none"> AT2412 C AT02512 C excl. Ⓞ 	643 3324 09	<ul style="list-style-type: none"> 143 0351 10 343 0184 10 	8	7



					
--	---	--	--	--	---
















RENAULT TRUCKS

Premium 2














Route 410.18, 410.24, 410.25, 410.26; Route 410.18 D DXi 11; (302kW)	10.05-	 ZF; 16S-1620 TD  ZF; 16S-1820 TO  ZF; 16S-1920 TD  ZF; 16S-2220 TO  ZF; 16S-2220 TD  ZF	640 3038 18		
Route 430.18, 430.19, 430.26, 450.18, 450.24, 450.25, 450.26, 460.18, 460.26; Route 450.18 D DXi 11; (316-339kW)	10.05-	 ZF; 16S-1620 TO  ZF; 16S-1820 TD  ZF; 16S-1920 TD  ZF; 16S-2220 TO  ZF; 16S-2220 TD  ZF	643 3317 00	 143 0345 10  343 0202 10  500 1116 20	8 7
		 AT2412 C  AT02512 C	643 3318 33	 143 0349 10  343 0139 10  510 0168 10	8 7
		 AT2412 C  AT02512 C excl. 	643 3318 09	 143 0349 10  343 0139 10	8 7
		 ZF; 16S-1620 TD  ZF; 16S-1820 TO  ZF; 16S-1920 TD  ZF; 16S-2220 TO  ZF; 16S-2220 TD  ZF	640 3038 18		

VOLVO






FE II

FE 250-18, 250-26, 280-26	05.12-	 ZF; ZTO 1006  ZF; ZTO 1109	640 3059 00	 140 0220 10  340 0074 10  500 1228 10	8 7
FE 280-18	05.12-	 ZF; ZTO 1006  ZF; ZTO 1109	640 3059 00	 140 0220 10  340 0074 10  500 1228 10	8 7
		 MANU; ZTO 1006  ZF; ZTO 1109	640 3059 00	 140 0220 10  340 0074 10  500 1228 10	8 7

FE

FE 240-18, 240-22, 240-26, 260-18, 260-26 D7E240; D7F240; D7F260; (177-191kW)	05.06-	 ZF; ZTO 1006  ZF; ZTO 1109	640 3059 00	 140 0220 10  340 0074 10  500 1228 10	8 7
FE 240-18 D7E240; (177kW)	05.06-		640 3059 00	 140 0220 10  340 0074 10  500 1228 10	8 7
		 ZF; ZTO 1006  ZF; ZTO 1109	640 3059 00	 140 0220 10  340 0074 10  500 1228 10	8 7

FL II

FL 240-12, 240-14, 240-15, 240-16, 240-18, 260-12, 260-14, 260-15, 260-16, 260-18, 280-12, 280-14, 280-15, 280-16, 280-18, 290-12, 290-14, 290-16, 290-18 D7E240; D7E280; D7F240; D7F260; D7F290; (177-213kW)	05.06-	 ZF; ZTO 1006  ZF; ZTO 1109	640 3059 00	 140 0220 10  340 0074 10  500 1228 10	8 7
--	--------	--	-------------	---	-----



NEOPLAN

Cityliner

N 1216 HD, HDC D 2066 LOH 03; D 2066 LOH 04; (294-324kW)	09.06-	D 2066 LUH03/ 04/ 09; AS Tronic; D 2066 LUH10/ 14/ 15; AS Tronic; D 2676 LOH 01/ 10; AS Tronic;	643 3303 00	143 0312 10 343 0202 10 500 1171 10	8 7
--	--------	---	-------------	---	-----

Tourliner

N 2216 SHD, SHDL D 2066 LOH 03; D 2066 LOH 04; (294-324kW)	06.06-	D 2066 LUH03/ 04/ 09; AS Tronic; D 2066 LUH10/ 14/ 15; AS Tronic; D 2676 LOH 01/ 10; AS Tronic;	643 3303 00	143 0312 10 343 0202 10 500 1171 10	8 7
--	--------	---	-------------	---	-----










































631 3094 00	RENAULT TRUCKS	2
636 3022 00	RENAULT TRUCKS	2
640 3038 18	RENAULT TRUCKS	2, 3, 4
640 3059 00	RENAULT TRUCKS	2, 3
640 3059 00	VOLVO	4
640 3072 00	RENAULT TRUCKS	2, 3
643 3303 00	NEOPLAN	6
643 3317 00	RENAULT TRUCKS	2, 3, 4
643 3318 09	RENAULT TRUCKS	2, 3, 4
643 3318 33	RENAULT TRUCKS	2, 3, 4
643 3323 00	RENAULT TRUCKS	2, 3
643 3324 09	RENAULT TRUCKS	2, 3
643 3324 33	RENAULT TRUCKS	2, 3



Stückliste / Parts List / Liste des Composantes / Listado de Referencias / Elenco di Pezzi

											
640 3059 00	RENAULT TRUCKS VOLVO	 140 0220 10	400 TBFP								
		 340 0074 10	395 TZFV	1 3/4	10						
		 500 1228 10									
640 3072 00	RENAULT TRUCKS	 140 0226 10	395 TBFP								
		 340 0074 10	395 TZFV	1 3/4	10						
		 500 1228 10									
643 3303 00	NEOPLAN	 143 0312 10	430 ZBFO								
		 343 0202 10	430 TZFV	2	10						
		 500 1171 10									
643 3317 00	RENAULT TRUCKS	 143 0345 10	430 ZBFM								
		 343 0202 10	430 TZFV	2	10						
		 500 1116 20									
643 3318 09	RENAULT TRUCKS	 143 0349 10	430 TBFR								
		 343 0139 10	430 TZFV	46X50	24						
643 3318 33	RENAULT TRUCKS	 143 0349 10	430 TBFR								
		 343 0139 10	430 TZFV	46X50	24						
		 510 0168 10									
643 3323 00	RENAULT TRUCKS	 143 0353 10	430 TBFR								
		 343 0196 10	430 TZFV	1 3/4	10						
		 500 1234 10									
643 3324 09	RENAULT TRUCKS	 143 0351 10	430 TBFR								
		 343 0184 10	430 TZFV	46,00X50,00	24						
643 3324 33	RENAULT TRUCKS	 143 0351 10	430 TBFR								
		 343 0184 10	430 TZFV	46,00X50,00	24						
		 510 0168 10									



1...

11079828 NEOPLAN **343 0202 10**

2...

20812550 VOLVO **340 0074 10**

8...

85000790 VOLVO **340 0074 10**
 85000791 VOLVO **640 3059 00**

