



Ventiltriebkomponenten

Valve train components

Poussoirs de soupape

Taqués de válvulas

Componenti comando valvole



Katalognachtrag
Supplement
Additif Catalogue
Suplemento de catálogo
Informazione di catalogo
supplementare

02-2010





CHRYSLER3

CITROËN3

DODGE3



FIAT3

FORD3

JEEP3



LAND ROVER4

MERCEDES-BENZ4

PEUGEOT4










TOYOTA4

CHRYSLER → JEEP







					QTY	ORDER CODE
CHRYSLER						
VOYAGER IV						
2.8 CRD	10.07 -	(120 KW)		423 0044 10	16	SET
CITROËN						
C4						
2.0 HDi	07.08 -	(103 KW)	(ELV)	422 0124 10	8	SLH
			(ALV)	422 0125 10	8	SLH
				420 0232 10	16	ASEH
C4 GRAND PICASSO						
2.0 HDi	07.09 -	(110 KW)	(ELV)	422 0124 10	8	SLH
			(ALV)	422 0125 10	8	SLH
				420 0232 10	16	ASEH
C4 PICASSO						
2.0 HDi	07.09 -	(110 KW)	(ELV)	422 0124 10	8	SLH
			(ALV)	422 0125 10	8	SLH
				420 0232 10	16	ASEH
C5 (RC_, RE_)						
2.2 HDi	04.06 -	4HT(DW12BTED4); (125 KW)		422 0107 10	16	SLH
				420 0234 10	16	ASEH
C5 (TD_, RD_)						
2.0 HDi	04.09 -	(103 KW)	(ELV)	422 0124 10	8	SLH
			(ALV)	422 0125 10	8	SLH
				420 0232 10	16	ASEH
2.2 HDi	02.08 -	4HT(DW12BTED4); (125 KW)		422 0107 10	16	SLH
				420 0234 10	16	ASEH
C6						
2.2 HDi 173 FAP	06.06 -	4HT(DW12BTED4); (125 KW)		422 0107 10	16	SLH
				420 0234 10	16	ASEH
C8						
2.2 HDi	06.06 -	4HT(DW12BTED4); (125 KW)		422 0107 10	16	SLH
				420 0234 10	16	ASEH
C-CROSSER						
2.2 HDi	02.07 -	(115 KW)		422 0107 10	16	SLH
				420 0234 10	16	ASEH
DODGE						
NITRO						
2.8 CRD	06.07 -	(130 KW)		423 0044 10	16	SET
FIAT						
ULYSSE (179)						
2.2 D Multijet	03.08 -	(125 KW)		422 0107 10	16	SLH
				420 0234 10	16	ASEH
FORD						
GALAXY						
2.2 TDCi	03.08 -	Q4BA; (129 KW)		422 0107 10	16	SLH
				420 0234 10	16	ASEH
MONDEO IV						
2.2 TDCi	03.08 -	Q4BA; (129 KW)		422 0107 10	16	SLH
				420 0234 10	16	ASEH
S-MAX						
2.2 TDCi	03.08 -	Q4BA; (129 KW)		422 0107 10	16	SLH
				420 0234 10	16	ASEH
JEEP						
CHEROKEE (KK)						
2.8 CRD	05.08 -	(130 KW)		423 0044 10	16	SET
WRANGLER III (JK)						
2.8 CRD	04.07 -	(130 KW)		423 0044 10	16	SET



					QTY	ORDER CODE
LAND ROVER						
FREELANDER 2						
2.2 TD4	01.07 -	(112 KW)		422 0107 10	16	SLH
				420 0234 10	16	ASEH
MERCEDES-BENZ						
SL (R230)						
350	04.08 -	M272.968; (232 KW)	 31289394 →	422 0139 10	24	SLH
SLK (R171)						
350	01.08 -	M272.969; (224 KW)	 31289394 →	422 0139 10	24	SLH
PEUGEOT						
308 CC						
2.0 D	04.09 -	(103 KW)	(ELV)	422 0124 10	8	SLH
			(ALV)	422 0125 10	8	SLH
				420 0232 10	16	ASEH
407						
2.0 HDi	08.08 -	(103 KW)	(ELV)	422 0124 10	8	SLH
			(ALV)	422 0125 10	8	SLH
				420 0232 10	16	ASEH
2.2 HDi 170 FAP	05.06 -	4HT(DW12BTED4); (125 KW)		422 0107 10	16	SLH
				420 0234 10	16	ASEH
607						
2.2 HDi	05.06 -	4HT(DW12BTED4); (125 KW)		422 0107 10	16	SLH
				420 0234 10	16	ASEH
807						
2.2 HDi	06.06 -	4HT(DW12BTED4); (125 KW)		422 0107 10	16	SLH
				420 0234 10	16	ASEH
3008						
2.0 HDi	06.09 -	(110 KW)	(ELV)	422 0124 10	8	SLH
			(ALV)	422 0125 10	8	SLH
				420 0232 10	16	ASEH
4007						
2.2 HDi	02.07 -	(115 KW)		422 0107 10	16	SLH
				420 0234 10	16	ASEH
5008						
2.0 HDi	06.09 -	(110 KW - 120 KW)	(ELV)	422 0124 10	8	SLH
			(ALV)	422 0125 10	8	SLH
				420 0232 10	16	ASEH
TOYOTA						
AURIS						
2.0 D-4D; 2.2 D	03.07 -	1AD-FTV; 2AD-FHV; (93 KW - 130 KW)		422 0138 10	16	SLH
				420 0239 10	16	ASEH
AVENSIS (T25)						
2.0 D-4D	03.06 -	1AD-FTV; (93 KW)		422 0138 10	16	SLH
				420 0239 10	16	ASEH
AVENSIS (T27)						
2.0 D; 2.2 D	02.09 -	1AD-FTV; 2AD-FHV; 2AD-FTV; (93 KW - 130 KW)		422 0138 10	16	SLH
				420 0239 10	16	ASEH
2.0 D; 2.2 D	02.09 -	1AD-FTV; 2AD-FHV; 2AD-FTV; (93 KW - 130 KW)		422 0138 10	16	SLH
				420 0239 10	16	ASEH
COROLLA						
2.0 D-4D	01.07 -	(93 KW)		422 0138 10	16	SLH
				420 0239 10	16	ASEH
RAV 4 III (ACA, ACE)						
2.2 D-4D; 2.2 D-CAT	03.06 -	2AD-FHV; 2AD-FTV; (100 KW - 130 KW)		422 0138 10	16	SLH
				420 0239 10	16	ASEH

* / ORDER CODE

Abbildungen / Illustrations / Illustrations / Figuras / Illustrazioni

<p>420 0232 10</p>  <p>Ø=12,00 [mm], h=34,80 [mm], ASEH</p>	<p>420 0234 10</p>  <p>Ø=12,00 [mm], h=32,70 [mm], ASEH</p>	<p>420 0239 10</p>  <p>Ø=12,00 [mm], h=32,60 [mm], ASEH</p>	<p>422 0107 10</p>  <p>SLH</p>
<p>422 0124 10</p>  <p>SLH</p>	<p>422 0125 10</p>  <p>SLH</p>	<p>422 0138 10</p>  <p>SLH</p>	<p>422 0139 10</p>  <p>SLH</p>
<p>423 0044 10</p>  <p>SET</p>			