


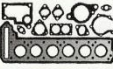





Dichtung, Zylinderkopf


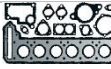


Mitsubishi



Falsche Zuordnung in Tecdoc, Elring-Service 2013/2014 und in unserem Online-Katalog

Mitsubishi			
3.2 Ltr. Turbodiesel 4 Cyl. 3200 ccm 118/121/125/147 kW Mot. 4M41 Cyl. 98,5 Ø L 200 DI-D 07/2006 → 12/2009 Pajero/Montero DI-D 04/2000 → Pajero Sport/Montero Sport DI-D 11/2009 → Pajero/Montero TD 01/2009 → Pajero Pinin/Montero Pinin DI-D 09/1999 → 09/2006	 Original	ES ⊕ 353.930 ME993317 	353.940 ME204037 0,075 mm → 0,119 mm → 98,5 Ø 353.950 ME204038 0,075 mm → 0,119 mm → 98,5 Ø 353.960 ME204039 0,119 mm → 0,209 mm → 98,5 Ø 353.970 ME204040 0,165 mm → 0,209 mm → 0,85 mm ± 98,5 Ø 4 V

Richtig:

 Das Original		
3.2 Ltr. Turbodiesel 4 Cyl. 3200 ccm 118/121/125/147 kW Mot. 4M41 Cyl. 98,5 Ø L200DI-D 07/2006 → 12/2006 Pajero/Montero DI-D 04/2000 → Pajero Pinin/Montero Pinin DI-D 09/1999 → 09/2006	ES ⊕ 353.930 ME99317 	353.940 ME204037 Mot. → 08/2006 1 V 353.950 ME204038 Mot. → 08/2006 2 V 353.960 ME204039 Mot. → 08/2006 3 V 353.970 ME204040 Mot. → 08/2006 4 V